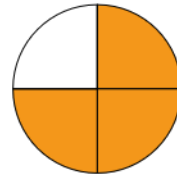
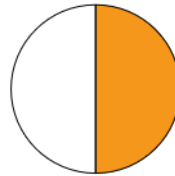
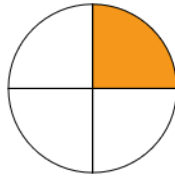
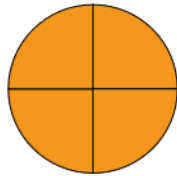
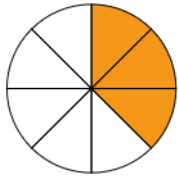




Brüche 1

1. Welcher Bruch gehört zu welchem Bild? Verbinde sie.



$$\frac{1}{4}$$

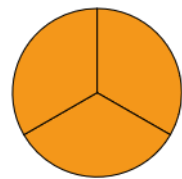
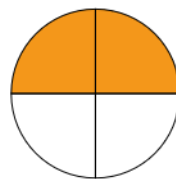
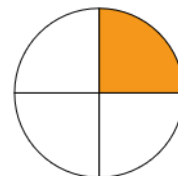
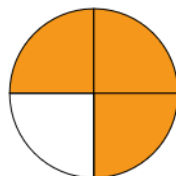
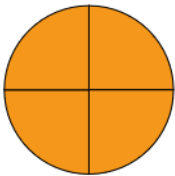
$$\frac{3}{8}$$

$$\frac{3}{4}$$

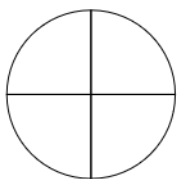
$$\frac{4}{4}$$

$$\frac{1}{2}$$

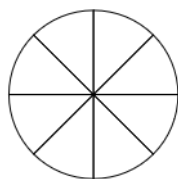
2. Jeweils zwei Brüche zeigen den gleichen Anteil. Verbinde die Paare.



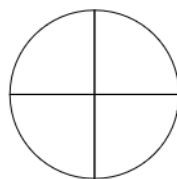
3. Male die Brüche richtig aus.



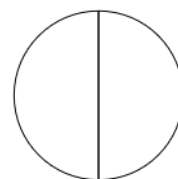
$$\frac{1}{4}$$



$$\frac{5}{8}$$



$$\frac{3}{4}$$



$$\frac{1}{2}$$



$$\frac{3}{3}$$